

ELECTRICAL DESIGN GROUP

ELECTRICAL BUILDING SERVICES CONSULTANTS

P.O. Box 15, SHERWOOD Q. 4075

Phone: (07) 3278 4375 Fax: (07) 3716 0222

Web Site: www.edg.net.au Email: brisbane@edg.net.au


C2499a - THE BROOK HOTEL, MITCHELTON

C2499a-0002(N).xls

ELECTRICAL EQUIPMENT SCHEDULE

REVISION N - 21 JULY 2023

THE LIGHT FITTING SUPPLIER CONTACT DETAILS MAY BE AVAILABLE ON THE EDG WEBSITE VIA THE FOLLOWING LINK www.edg.net.au/Links/Lighting.htm					
TYPE	LAMPS	DESCRIPTION	COLOUR / ACCESSORY	CATALOGUE No	REV
L1	20W 4000K LED	600 X 300 LAY IN FLAT PLATE LED FITTING C/W REMOTE DRIVER MOUNTED IN A FLUSH RECESSED PLASTER BOARD KIT	WHITE TRIM	GAMMA ILLUMINATION PHANTOM 884503	A
L2	40W 4000K LED	1200 X 300 LAY IN FLAT PLATE LED FITTING C/W REMOTE DRIVER MOUNTED IN A FLUSH RECESSED PLASTER BOARD KIT	WHITE TRIM	GAMMA ILLUMINATION PHANTOM 884501	A
L3	36W LED 4000K	1200 LONG SURFACE MOUNTED IP65 DIFFUSED BATTEN C/W INTEGRAL ELECTRONIC CONTROL GEAR AND PRESENCE DETECTION SENSOR	LIGHT GREY	GAMMA STORM 1558-CCT-36W-MS	A
L4	63W LED 4000K	CARPARK LIGHT C/W REAR SPILL SHIELD AND INTEGRAL DRIVER MOUNTED ON A 6M POLE	BLACK FITTING AND POLE	LSI SLM-LED-09L-SIL-FT-30-70CRI	G
L5	63W LED 4000K	CARPARK LIGHT C/W AN INTEGRAL DRIVER MOUNTED ON A 6M POLE	BLACK	LSI SLM-LED-09L-SIL-3-30-70CRI	G
L6	63W LED 4000K	CARPARK LIGHT C/W AN INTEGRAL DRIVER MOUNTED ON A 6M POLE	BLACK	LSI SLM-LED-09L-SIL-5W-30-70CRI	G
L7	NOT REQUIRED				B
L8	36W LED 4000K	1200 LONG SURFACE MOUNTED IP65 DIFFUSED BATTEN C/W INTEGRAL ELECTRONIC CONTROL GEAR	LIGHT GREY	GAMMA STORM 1558-CCT-36W-MS	A
L9	63W LED	CARPARK LIGHT C/W AN INTEGRAL DRIVER WALL MOUNTED	BLACK	LSI SLM-LED-09L-SIL-3-30-70CRI	B
L10	8W 3000K LED	RECESSED 40DEG DOWNLIGHT C/W REMOTE DRIVER	WHITE	GAMMA ILLUMINATION RHO 1001-3K-8W	N
PD01	3000K LED WARM WHITE	DECORATIVE 5 LIGHT PENDANT HELIX 5 LIGHT PENDANT. SIZE 1155MM. NOT DIMMABLE.	BLACK	BEACON LIGHTING HELIX 5 LIGHT 010142	A
PD02	3000K LED WARM WHITE	DECORATIVE LARGE DISC PENDANT. LARGE ALUMINIUM DISC SUSPENDED PENDANT. DIMMABLE.	BLACK	LIGHTING COLLECTIVE SIAL000PL1	A



ELECTRICAL DESIGN GROUP

ELECTRICAL BUILDING SERVICES CONSULTANTS

P.O. Box 15, SHERWOOD Q. 4075

Phone: (07) 3278 4375 Fax: (07) 3716 0222

Web Site: www.edg.net.au Email: brisbane@edg.net.au


C2499a - THE BROOK HOTEL, MITCHELTON

C2499a-0002(N).xls

ELECTRICAL EQUIPMENT SCHEDULE

REVISION N - 21 JULY 2023

THE LIGHT FITTING SUPPLIER CONTACT DETAILS MAY BE AVAILABLE ON THE EDG WEBSITE VIA THE FOLLOWING LINK www.edg.net.au/Links/Lighting.htm					
TYPE	LAMPS	DESCRIPTION	COLOUR / ACCESSORY	CATALOGUE No	REV
PD03	3000K LED WARM WHITE	DECORATIVE SMALL DISC PENDANT. SMALL ALUMINIUM DISC SUSPENDED PENDANT. DIMMABLE.	BLACK	LIGHTING COLLECTIVE SIAL000PL4	A
PD04	3000K LED WARM WHITE	DECORATIVE 6 LIGHT PENDANT. SIZE 1000MM. NOT DIMMABLE.	BLACK	BEACON LIGHTING HELIX 6 LIGHT 010144	A
PD05	3000K	DECORATIVE CYLINDER PENDANT. TAIPAN PENDANT, 400MM, BEAM ANGLE 30°, LUMENS 3000	AGED BRASS	LAD LIGHTING TAIPAN PENDANT NL1202	A
PD06	3000K LED WARM WHITE	DECORATIVE LAMP PENDANT. LARGE 500MM C/W SHADE AND BLACK SUSPENSION KIT SEPARATE.	BLUE TONES	HAY STORE LARGE 500 BONBON LAMP	A
PD07	3000K LED WARM WHITE	DECORATIVE SPHERE PENDANT. DIMMABLE, SHADE C/W WHITE SUSPENSION FIXED ROD KIT SEPARATE.	WHITE	HAY STORE RICE PAPER SHADE, MEDIUM 600MM	A
PD08	3000K LED WARM WHITE	DECORATIVE SPHERE PENDANT. DIMMABLE, SHADE C/W WHITE SUSPENSION FIXED ROD KIT SEPARATE.	WHITE	HAY STORE RICE PAPER SHADE, SMALL 500MM	A
PD09	3000K LED WARM WHITE	DECORATIVE BUBBLE PENDANT. DIMMABLE	WHITE	OPEN ROOM NELSON SAUCER BUBBLE LIGHT. LARGE 900MM,	A
PD10	3000K LED WARM WHITE	DECORATIVE PENDANT. HAT DEEP MONO PENDANT, 280MM, DIMMABLE.	BRICK	JANIE COLLINS NOR065PL-6	A
PD11	3000K LED WARM WHITE	DECORATIVE 3 LIGHT PENDANT. CONTEMPORARY MOON PENDANT, 350MM, DIMMABLE	BLACK	LIGHTING COLLECTIVE MIL01PL-1	A
PD12	3000K LED WARM WHITE 1140 LUMENS	DECORATIVE PENDANT, DIMMABLE	BLACK/WHITE	JANIE COLLINS 500 DIA REFLECTOR PENDANT	A
PD13	3000K LED WARM WHITE	DECORATIVE PENDANT. SOFT CURVED PENDANT, LARGE, DIMMABLE.	BLACK	LIGHTING COLLECTIVE NOR065PL-6	A
PD14	4W 2700K LED ES27 TEMPLE&WEBSTER ZANDER OPAL MATTE G95	DECORATIVE 100 DIA PENDANT WITH THE FINAL SUSPENSION HEIGH NOMINATED ON SITE BY THE ARCHITECT.	CHAMPAGNE GOLD	LUMEN-8 LIBELLULE PENDANT 1000MM	F



ELECTRICAL DESIGN GROUP

ELECTRICAL BUILDING SERVICES CONSULTANTS

P.O. Box 15, SHERWOOD Q. 4075

Phone: (07) 3278 4375 Fax: (07) 3716 0222

Web Site: www.edg.net.au Email: brisbane@edg.net.au


C2499a - THE BROOK HOTEL, MITCHELTON

C2499a-0002(N).xls

ELECTRICAL EQUIPMENT SCHEDULE

REVISION N - 21 JULY 2023

THE LIGHT FITTING SUPPLIER CONTACT DETAILS MAY BE AVAILABLE ON THE EDG WEBSITE VIA THE FOLLOWING LINK www.edg.net.au/Links/Lighting.htm					
TYPE	LAMPS	DESCRIPTION	COLOUR / ACCESSORY	CATALOGUE No	REV
WL01	3000K LED WARM WHITE	WALL LIGHT CIRCULAR. CONTEMPORARY BLACK CIRCULAR WALL LIGHT 620MM, DIMMABLE	BLACK	LIGHTING COLLECTIVE NL032WL	A
WL02	3000K LED WARM WHITE	WALL LIGHT DOUBLE SCONCE. , NOT DIMMABLE.	BLACK	URBAN LIGHTING NODES DOUBLE SCONCE, 600MM	A
WL03	3000K LED WARM WHITE	WALL LIGHT DISC. DISC WALL LIGHT, 250MM, SHADE OPAL SMALL, NOT DIMMABLE	BLACK	FAT SHACK VINTAGE	A
WL04	3000K 300 LUMENS	WALL LIGHT SPHERE STELLA WALL LIGHT, 150MM, DIMMABLE.	AGED BRASS	LAD LIGHTING STELLA WALL LIGHT NL1152	A
WL05	3000K	WALL LIGHT DISC. SYMBOL; WALL LIGHT, 440MM, DIMMABLE	CUSTOM WHITE POWDER COAT	SATELIGHT SYMBOL 440 WALL LIGHT	A
WL06	3000K 1190 LUMENS	WALL LIGHT DISC. DIMMABLE.	BLUE	ROSS GARDAM POLAR WALL LIGHT, 300MM,	A
WL07	3000k led	CUSTOM WALL LIGHT ALLOW TO INSTALL	TBA	ALLOW A PC SUM OF \$2,000.00 FOR THE SUPPLY OF EACH WL07 FITTING	A
WL08	3000K LED WARM WHITE	WALL LIGHT LINEAR. ROUNDED LED LINEAR PICTURE LIGHT. LARGE, DIMMABLE	BLACK	LIGHTING COLLECTIVE EL79WL1	A
WL09	3000K	WALL LIGHT DISC. SYMBOL WALL LIGHT, 440MM, DIMMABLE.	BRASS	SATELIGHT SYMBOL WALL LIGHT	A
WL10	10W 3000K LED	WALL LIGHT. HOTEL ROOM BATHROOM	BLACK	LIGHTING COLLECTIVE SKU HVT777WL1	B
WL11	3000K LED WARM WHITE	WALL LIGHT. DUOMO PICCOLO WALL SCONCE, 250MM, DIMMABLE	BRASS	MIKO DESIGNS DUOMO PICCOLO WALL SCONCE	A
WL12	3000K 600 LUMENS	WALL LIGHT. IP 65 CRI 80, DIMMABLE, BEAM ANGLE 10°	BLACK (PB)	FIREFLY PILLAR NL7006CC-PB-N-30-W	A



ELECTRICAL DESIGN GROUP

ELECTRICAL BUILDING SERVICES CONSULTANTS

P.O. Box 15, SHERWOOD Q. 4075

Phone: (07) 3278 4375 Fax: (07) 3716 0222

Web Site: www.edg.net.au Email: brisbane@edg.net.au


C2499a - THE BROOK HOTEL, MITCHELTON

C2499a-0002(N).xls

ELECTRICAL EQUIPMENT SCHEDULE

REVISION N - 21 JULY 2023

THE LIGHT FITTING SUPPLIER CONTACT DETAILS MAY BE AVAILABLE ON THE EDG WEBSITE VIA THE FOLLOWING LINK www.edg.net.au/Links/Lighting.htm					
TYPE	LAMPS	DESCRIPTION	COLOUR / ACCESSORY	CATALOGUE No	REV
RD01	1038LM 3000K LED	RECESSED DOWNLIGHT C/W REMOTE DALI DIMMABLE DRIVER	BLACK	IBL CONE 80	B
RD02	166LM 3000K LED	RECESSED DOWNLIGHT C/W REMOTE DALI DIMMABLE DRIVER	BLACK	IBL CONE 40	B
RD03	144 LM 3000K LED	RECESSED DOWNLIGHT C/W REMOTE DALI DIMMABLE DRIVER	BLACK	IBL PIN 40	B
RD04	3000K LED	RECESSED DOWNLIGHT C/W REMOTE DALI DIMMABLE DRIVER	BLACK	PHOSFORMA INVISION 300MM MEDIUM BLACK 3000K 45140	F
RD05	3000K LED	RECESSED DOWNLIGHT C/W REMOTE DALI DIMMABLE DRIVER	BLACK	IBL CONE TILT 90 BLACK	F
RD06	1038 LM 3000K LED	RECESSED DOWNLIGHT C/W REMOTE DALI DIMMABLE DRIVER	WHITE	IBL CONE 80	F
RD07	166LM 3000K LED	RECESSED DOWNLIGHT C/W REMOTE DALI DIMMABLE DRIVER	WHITE	IBL CONE 40	F
RD08	25W 4000K LED	RECESSED GOBO PROJECTOR DOWNLIGHT C/W CUSTOM "NIGHT CAP HOTEL LOGO" GOBO	BLACK	GOBOTECH M20 DOWNLIGHT LED GOBO PROJECTOR	B
RD09	1038LM 3000K LED	RECESSED DOWNLIGHT C/W REMOTE DRIVER	BLACK	IBL CONE 80	B
RD10	34W 4000K LED	RECESSED 90 DEG IP 44 DOWNLIGHT C/W REMOTE DRIVER	WHITE	GAMMA ILLUMINATION ARIA 1423-4K-34W	B
RD11	166LM 3000K LED	RECESSED DOWNLIGHT C/W REMOTE DRIVER	BLACK	IBL CONE 40	B
SL01	3000K 690 LUMENS	SURFACE ADJUSTABLE SPOT LIGHT. IP 66 PALCO INOUT, CRI 80, REMOTE DALI DIMMABLE DRIVER, BEAM ANGLE 24°	01 WHITE	LAD LIGHTING Q692	B
SL02	3000K 476 LUMENS	SURFACE CAN DOWNLIGHT. IP 44 SURFACE DOWNLIGHT, CRI 80, DALI DIMMABLE, BEAM ANGLE MEDIUM 21°	AGED BRASS	LAD LIGHTING NL7002CC-PB-M-30-S	F



ELECTRICAL DESIGN GROUP

ELECTRICAL BUILDING SERVICES CONSULTANTS

P.O. Box 15, SHERWOOD Q. 4075

Phone: (07) 3278 4375 Fax: (07) 3716 0222

Web Site: www.edg.net.au Email: brisbane@edg.net.au


C2499a - THE BROOK HOTEL, MITCHELTON

C2499a-0002(N).xls

ELECTRICAL EQUIPMENT SCHEDULE

REVISION N - 21 JULY 2023

THE LIGHT FITTING SUPPLIER CONTACT DETAILS MAY BE AVAILABLE ON THE EDG WEBSITE VIA THE FOLLOWING LINK www.edg.net.au/Links/Lighting.htm					
TYPE	LAMPS	DESCRIPTION	COLOUR / ACCESSORY	CATALOGUE No	REV
SL03	3000K 476 LUMENS	SURFACE CAN DOWNLIGHT. IP 44 SURFACE DOWNLIGHT, CRI 80, BEAM ANGLE MEDIUM 21°	BLACK (PB)	LAD LIGHTING NL7002CC-PB-M-30-S	C
SL04	3000K 690 LUMENS	SURFACE ADJUSTABLE SPOT LIGHT. IP 66 PALCO INOUT, CRI 80,, BEAM ANGLE 24°	01 WHITE	LAD LIGHTING Q692	B
SL05	3000K 14W	WALL MOUNTED ADJUSTABLE NARROW BEAM SPOT LIGHT C/W REMOTE DALI DIMMABLE DRIVER CONFIRM THE MOUNTING HEIGHT ON SITE WITH THE ARCHITECT	AGED BRASS	NOCTURNAL LIGHTING FIREFLY XL SPOT NL7023 AB M 30W 14W 1 DALI	F
SL06	3000K 1207 LUMENS	SURFACE ADJUSTABLE SPOT LIGHT. IP 66 PALCO INOUT, CRI 80, REMOTE DALI DIMMABLE DRIVER, BEAM ANGLE 24° MOUNT AT RL39.800	01 WHITE	LAD LIGHTING Q698	G
TL01	22W 2700K LED	TRACK MOUNTED 48V ADJUSTABLE SPOTLIGHTS SUPPLIED VIA THE TRACK DRIVER. AIM THE FITTINGS AS DIRECTED ON SITE BY THE ARCHITECT. SUSPENDED 48W DALI BLACK TRACK AS INDICATED WITH THE SUSPENSION HEIGH CONFIRMED ON SITE WITH THE ARCHITECT.	BLACK	GAMMA ILLUMINATION SCOPE 1305-SP-2700K-22W DALI	F
TL02	13W 2700K LED	TRACK MOUNTED 240V ADJUSTABLE SPOTLIGHT . AIM THE FITTINGS AS DIRECTED ON SITE BY THE ARCHITECT. PROVIDE THE SURFACE MOUNTED BLACK TRACK AS INDICATED.	BLACK	GAMMA ILLUMINATION SCOPE 1305-FL-2700K 13W	B
GL01	NO LONGER REQUIRED				B
GL02	3000K 285 LUMENS	GARDEN SPIKE LIGHT. IP65, CRI 80, DIMMABLE, BEAM ANGLE DIFFUSED	BRASS (AGED)	LAD LIGHTING BUNYIP NL0069	A
FL01	RGB 963 LUMENS	GARDEN COLOUR SPOT LIGHT, IP66, NOT DIMMABLE, BEAM ANGLE 8°. FULL GLARE SHIELD, BLACK	BLACK	COLORKINETICS POWERCORE GEN2, RGB	A
UL01	3000K 285 LUMENS	INGROUND UPLIGHT. IP 65 SLEEVE, CRI 80, DIMMABLE, BEAM ANGLE 10°	AGED BRASS	LAD LIGHTING BILBY NL1528	A
UL02	3000K 1300 LUMENS	INGROUND UPLIGHT. IP 66 LIGHT UP EARTH, CRI 80, DIMMABLE, BEAM ANGLE FLOOD 32°	13 STEEL	LAD LIGHTING LIGHT UP EARTH E113	A



ELECTRICAL DESIGN GROUP

ELECTRICAL BUILDING SERVICES CONSULTANTS

P.O. Box 15, SHERWOOD Q. 4075

Phone: (07) 3278 4375 Fax: (07) 3716 0222

Web Site: www.edg.net.au Email: brisbane@edg.net.au


C2499a - THE BROOK HOTEL, MITCHELTON

C2499a-0002(N).xls

ELECTRICAL EQUIPMENT SCHEDULE

REVISION N - 21 JULY 2023

THE LIGHT FITTING SUPPLIER CONTACT DETAILS MAY BE AVAILABLE ON THE EDG WEBSITE VIA THE FOLLOWING LINK www.edg.net.au/Links/Lighting.htm					
TYPE	LAMPS	DESCRIPTION	COLOUR / ACCESSORY	CATALOGUE No	REV
UL03	3000K 1300 LUMENS	INGROUND UPLIGHT. IP 66 LIGHT UP EARTH, CRI 80, DIMMABLE, BEAM ANGLE MEDIUM 18°	13 STEEL	LAD LIGHTING LIGHT UP EARTH E112	A
UL04	3000K 606 LUMENS	INGROUND UPLIGHT. IP 66, TRICK 180°, CRI 80, NOT DIMMABLE, BEAM ANGLE 180°	04 BLACK	LAD LIGHTING TRICK 180° BU25	A
UL05	3000K 240 LUMENS	INGROUND UPLIGHT. IP66, CRI 80, NOT DIMMABLE, BEAM ANGLE SPOT 8°	13 STEEL	LAD LIGHTING LIGHT UP ORBIT ER71	B
BOL-L1	3000K 1650 LUMENS	LIGHTING BOLLARD. IP66, CRI 80, DIMMABLE, BEAM ANGLE 180°. ACCESSORIES POST 919MM H	15 GREY	LAD iWAY SUPER COMFORT ROUND EN96	A
BOL-L2	3000K 2000 LUMENS	LIGHTING BOLLARD. IP 66, CRI 80, DIMMABLE, BEAM ANGLE 360°. ACCESSORIES POST 9019MM H	15 GREY	LAD iWAY SUPER COMFORT ROUND EN97	A
PL01	2700K 1500 LUMUN E27 240V LED	300 DIA OPAL SPHERE MOUNTED ON A 2700 60 OD POLE C/W FOOTING	BLACK POLE AND FITTING BASE	DOMUS 18603	G
PL02	6NO X 3000K 950 LUMENS	6 ADJUSTABLE 26DEG SPOT LIGHTS MOUNTED VERTICALLY ON A 4500 HIGH 76OD POLE	01 WHITE	iGUZZINI EH91 FITTINGS ON A MULTI PALCO INOUT POLE	A
PL03	NO LONGER REQUIRED				G
LMP01	3000K 734 LUMENS	TABLE LAMP IP55 BAZIL 121, CRI 80, BEAM ANGLE 360°	DARK GREY-ALU ANODIZED	DELTA LIGHT 222 121 12 N-ANO	A
TB01	ALLOW TO CONNECT THE POWER SUPPLY TO THE FITTING BEING INSTALLED BY GLOWWORM				H
S1	12W/M 3000K LED	FLEXIBLE LED ROPE FLEX SCREW FIXED IN PLACE WITHIN THE CEILING COFFER AS PER THE ARCHITECTURAL DETAIL PROVIDE THE STRIP WITH A REMOTE DEDICATED 240-24V POWER SUPPLY AND A DALI DIMMABLE INTERFACE UNIT PER GROUP NOT EXCEEDING 10M OF STRIP	WHITE	NPA L-NF-GLOW-WW + POWER SUPPLY & DALI CONTROLLER	F



ELECTRICAL DESIGN GROUP

ELECTRICAL BUILDING SERVICES CONSULTANTS

P.O. Box 15, SHERWOOD Q. 4075

Phone: (07) 3278 4375 Fax: (07) 3716 0222

Web Site: www.edg.net.au Email: brisbane@edg.net.au


C2499a - THE BROOK HOTEL, MITCHELTON

C2499a-0002(N).xls

ELECTRICAL EQUIPMENT SCHEDULE

REVISION N - 21 JULY 2023

THE LIGHT FITTING SUPPLIER CONTACT DETAILS MAY BE AVAILABLE ON THE EDG WEBSITE VIA THE FOLLOWING LINK www.edg.net.au/Links/Lighting.htm					
TYPE	LAMPS	DESCRIPTION	COLOUR / ACCESSORY	CATALOGUE No	REV
S2	PURPLE LED	FLEXIBLE LED ROPE FLEX SCREW FIXED IN PLACE WITHIN THE CEILING COFFER AS PER THE ARCHITECTURAL DETAIL PROVIDE THE STRIP WITH A REMOTE DEDICATED 240-24V POWER SUPPLY AND A DALI DIMMABLE INTERFACE UNIT PER GROUP NOT EXCEEDING 10M OF STRIP	WHITE	CARIBOU ZIG ZAG 1.0 HORIZONTAL PURPLE LED	F
S3	NO LONGER REQUIRED				F
S4	12W/M 3000K LED	FLEXIBLE LED ROPE FLEX SCREW FIXED IN PLACE WITHIN THE CEILING COFFER AS PER THE ARCHITECTURAL DETAIL PROVIDE THE STRIP WITH A REMOTE DEDICATED 240-24V POWER SUPPLY AND A DALI DIMMABLE INTERFACE UNIT PER GROUP NOT EXCEEDING 10M OF STRIP	WHITE	CARIBOU ZIG ZAG 1.0 HORIZONTAL	F
S5	12W/M 3000K LED	FLEXIBLE LED ROPE FLEX SCREW FIXED IN PLACE WITHIN THE CEILING COFFER AS PER THE ARCHITECTURAL DETAIL PROVIDE THE STRIP WITH A REMOTE DEDICATED 240-24V POWER SUPPLY AND A DALI DIMMABLE INTERFACE UNIT PER GROUP NOT EXCEEDING 10M OF STRIP	WHITE	CARIBOU ZIG ZAG 1.0 HORIZONTAL	F
S6	12W/M 3000K LED	FLEXIBLE LED ROPE FLEX SCREW FIXED IN PLACE WITHIN THE JOINERY COFFER AS PER THE ARCHITECTURAL DETAIL PROVIDE THE STRIP WITH A REMOTE DEDICATED 240-24V POWER SUPPLY AND A DALI DIMMABLE INTERFACE UNIT PER GROUP NOT EXCEEDING 10M OF STRIP	WHITE	CARIBOU ZIG ZAG 1.0 HORIZONTAL	F
S7	12W/M 3000K LED	FLEXIBLE LED ROPE FLEX SCREW FIXED IN PLACE WITHIN THE JOINERY COFFER AS PER THE ARCHITECTURAL DETAIL PROVIDE THE STRIP WITH A REMOTE DEDICATED 240-24V POWER SUPPLY AND A DALI DIMMABLE INTERFACE UNIT PER GROUP NOT EXCEEDING 10M OF STRIP	WHITE	CARIBOU ZIG ZAG 1.0 HORIZONTAL	F
S8	12W/M 3000K LED	FLEXIBLE LED ROPE FLEX SCREW FIXED IN PLACE WITHIN THE CEILING COFFER AS PER THE ARCHITECTURAL DETAIL PROVIDE THE STRIP WITH A REMOTE DEDICATED 240-24V POWER SUPPLY AND A DALI DIMMABLE INTERFACE UNIT PER GROUP NOT EXCEEDING 10M OF STRIP	WHITE	CARIBOU ZIG ZAG 1.0 HORIZONTAL	F



ELECTRICAL DESIGN GROUP

ELECTRICAL BUILDING SERVICES CONSULTANTS

P.O. Box 15, SHERWOOD Q. 4075

Phone: (07) 3278 4375 Fax: (07) 3716 0222

Web Site: www.edg.net.au Email: brisbane@edg.net.au


C2499a - THE BROOK HOTEL, MITCHELTON

C2499a-0002(N).xls

ELECTRICAL EQUIPMENT SCHEDULE

REVISION N - 21 JULY 2023

THE LIGHT FITTING SUPPLIER CONTACT DETAILS MAY BE AVAILABLE ON THE EDG WEBSITE VIA THE FOLLOWING LINK www.edg.net.au/Links/Lighting.htm					
TYPE	LAMPS	DESCRIPTION	COLOUR / ACCESSORY	CATALOGUE No	REV
S9	12W/M 3000K LED	FLEXIBLE LED ROPE FLEX SCREW FIXED IN PLACE WITHIN THE JOINERY COFFER AS PER THE ARCHITECTURAL DETAIL PROVIDE THE STRIP WITH A REMOTE DEDICATED 240-24V POWER SUPPLY AND A DALI DIMMABLE INTERFACE UNIT PER GROUP NOT EXCEEDING 10M OF STRIP	WHITE	CARIBOU ZIG ZAG 1.0 HORIZONTAL	F
S10	12W/M 3000K LED	FLEXIBLE LED ROPE FLEX SCREW FIXED IN PLACE WITHIN THE CEILING COFFER AS PER THE ARCHITECTURAL DETAIL PROVIDE THE STRIP WITH A REMOTE DEDICATED 240-24V POWER SUPPLY AND A DALI DIMMABLE INTERFACE UNIT PER GROUP NOT EXCEEDING 10M OF STRIP	WHITE	CARIBOU ZIG ZAG 1.0 HORIZONTAL	F
S11	12W/M 3000K LED	FLEXIBLE LED ROPE FLEX SCREW FIXED IN PLACE WITHIN THE CEILING COFFER AS PER THE ARCHITECTURAL DETAIL PROVIDE THE STRIP WITH A REMOTE DEDICATED 240-24V POWER SUPPLY AND A DALI DIMMABLE INTERFACE UNIT PER GROUP NOT EXCEEDING 10M OF STRIP	WHITE	CARIBOU ZIG ZAG 1.0 HORIZONTAL	F
S12	12W/M 3000K LED	FLEXIBLE LED ROPE FLEX SCREW FIXED IN PLACE WITHIN THE CEILING COFFER AS PER THE ARCHITECTURAL DETAIL PROVIDE THE STRIP WITH A REMOTE DEDICATED 240-24V POWER SUPPLY AND A DALI DIMMABLE INTERFACE UNIT PER GROUP NOT EXCEEDING 10M OF STRIP	WHITE	CARIBOU ZIG ZAG 1.0 HORIZONTAL	F
S13	12W/M 3000K LED	FLEXIBLE LED ROPE FLEX SCREW FIXED IN PLACE WITHIN THE CEILING COFFER AS PER THE ARCHITECTURAL DETAIL PROVIDE THE STRIP WITH A REMOTE DEDICATED 240-24V POWER SUPPLY AND A DALI DIMMABLE INTERFACE UNIT PER GROUP NOT EXCEEDING 10M OF STRIP	WHITE	CARIBOU ZIG ZAG 1.0 HORIZONTAL	F
S14	12W/M 3000K LED	FLEXIBLE LED ROPE FLEX SCREW FIXED IN PLACE WITHIN THE CEILING COFFER AS PER THE ARCHITECTURAL DETAIL PROVIDE THE STRIP WITH A REMOTE DEDICATED 240-24V POWER SUPPLY AND A DALI DIMMABLE INTERFACE UNIT PER GROUP NOT EXCEEDING 10M OF STRIP	WHITE	CARIBOU ZIG ZAG 1.0 HORIZONTAL	F
S15	12W/M 3000K LED	FLEXIBLE LED ROPE FLEX SCREW FIXED IN PLACE WITHIN THE CEILING COFFER AS PER THE ARCHITECTURAL DETAIL PROVIDE THE STRIP WITH A REMOTE DEDICATED 240-24V POWER SUPPLY AND A DALI DIMMABLE INTERFACE UNIT PER GROUP NOT EXCEEDING 10M OF STRIP	WHITE	CARIBOU ZIG ZAG 1.0 HORIZONTAL	F



ELECTRICAL DESIGN GROUP

ELECTRICAL BUILDING SERVICES CONSULTANTS

P.O. Box 15, SHERWOOD Q. 4075

Phone: (07) 3278 4375 Fax: (07) 3716 0222

Web Site: www.edg.net.au Email: brisbane@edg.net.au


C2499a - THE BROOK HOTEL, MITCHELTON

C2499a-0002(N).xls

ELECTRICAL EQUIPMENT SCHEDULE

REVISION N - 21 JULY 2023

THE LIGHT FITTING SUPPLIER CONTACT DETAILS MAY BE AVAILABLE ON THE EDG WEBSITE VIA THE FOLLOWING LINK www.edg.net.au/Links/Lighting.htm					
TYPE	LAMPS	DESCRIPTION	COLOUR / ACCESSORY	CATALOGUE No	REV
S16	12W/M 3000K LED	FLEXIBLE LED ROPE FLEX SCREW FIXED IN PLACE WITHIN THE CEILING COFFER AS PER THE ARCHITECTURAL DETAIL PROVIDE THE STRIP WITH A REMOTE DEDICATED 240-24V POWER SUPPLY AND A DALI DIMMABLE INTERFACE UNIT PER GROUP NOT EXCEEDING 10M OF STRIP	WHITE	CARIBOU ZIG ZAG 1.0 HORIZONTAL	F
S17	12W/M 3000K LED	FLEXIBLE LED ROPE FLEX SCREW FIXED IN PLACE WITHIN THE CEILING COFFER AS PER THE ARCHITECTURAL DETAIL PROVIDE THE STRIP WITH A REMOTE DEDICATED 240-24V POWER SUPPLY AND A DALI DIMMABLE INTERFACE UNIT PER GROUP NOT EXCEEDING 10M OF STRIP	WHITE	CARIBOU ZIG ZAG 1.0 HORIZONTAL	F
S18	12W/M 3000K LED	FLEXIBLE LED ROPE FLEX SCREW FIXED IN PLACE WITHIN THE JOINERY COFFER AS PER THE ARCHITECTURAL DETAIL PROVIDE THE STRIP WITH A REMOTE DEDICATED 240-24V POWER SUPPLY AND A DALI DIMMABLE INTERFACE UNIT PER GROUP NOT EXCEEDING 10M OF STRIP	WHITE	CARIBOU ZIG ZAG 1.0 HORIZONTAL	F
S19	12W/M 3000K LED	FLEXIBLE LED ROPE FLEX SCREW FIXED IN PLACE WITHIN THE CEILING COFFER AS PER THE ARCHITECTURAL DETAIL PROVIDE THE STRIP WITH A REMOTE DEDICATED 240-24V POWER SUPPLY AND A DALI DIMMABLE INTERFACE UNIT PER GROUP NOT EXCEEDING 10M OF STRIP	WHITE	CARIBOU ZIG ZAG 1.0 HORIZONTAL	F
S20	12W/M 3000K LED	FLEXIBLE LED ROPE FLEX SCREW FIXED IN PLACE WITHIN THE CEILING COFFER AS PER THE ARCHITECTURAL DETAIL PROVIDE THE STRIP WITH A REMOTE DEDICATED 240-24V POWER SUPPLY AND A DALI DIMMABLE INTERFACE UNIT PER GROUP NOT EXCEEDING 10M OF STRIP	WHITE	CARIBOU ZIG ZAG 1.0 HORIZONTAL	F
S21	12W/M 3000K LED	FLEXIBLE LED ROPE FLEX SCREW FIXED IN PLACE WITHIN THE CEILING COFFER AS PER THE ARCHITECTURAL DETAIL PROVIDE THE STRIP WITH A REMOTE DEDICATED 240-24V POWER SUPPLY AND A DALI DIMMABLE INTERFACE UNIT PER GROUP NOT EXCEEDING 10M OF STRIP	WHITE	CARIBOU ZIG ZAG 1.0 HORIZONTAL	F
S22	12W/M 3000K LED	FLEXIBLE LED ROPE FLEX SCREW FIXED IN PLACE WITHIN THE CEILING COFFER AS PER THE ARCHITECTURAL DETAIL PROVIDE THE STRIP WITH A REMOTE DEDICATED 240-24V POWER SUPPLY AND A DALI DIMMABLE INTERFACE UNIT PER GROUP NOT EXCEEDING 10M OF STRIP	WHITE	CARIBOU ZIG ZAG 1.0 HORIZONTAL	F



ELECTRICAL DESIGN GROUP

ELECTRICAL BUILDING SERVICES CONSULTANTS

P.O. Box 15, SHERWOOD Q. 4075

Phone: (07) 3278 4375 Fax: (07) 3716 0222

Web Site: www.edg.net.au Email: brisbane@edg.net.au


C2499a - THE BROOK HOTEL, MITCHELTON

C2499a-0002(N).xls

ELECTRICAL EQUIPMENT SCHEDULE

REVISION N - 21 JULY 2023

THE LIGHT FITTING SUPPLIER CONTACT DETAILS MAY BE AVAILABLE ON THE EDG WEBSITE VIA THE FOLLOWING LINK www.edg.net.au/Links/Lighting.htm					
TYPE	LAMPS	DESCRIPTION	COLOUR / ACCESSORY	CATALOGUE No	REV
S23	12W/M 3000K LED	FLEXIBLE LED ROPE FLEX SCREW FIXED IN PLACE WITHIN THE JOINERY COFFER AS PER THE ARCHITECTURAL DETAIL PROVIDE THE STRIP WITH A REMOTE DEDICATED 240-24V POWER SUPPLY AND A DALI DIMMABLE INTERFACE UNIT PER GROUP NOT EXCEEDING 10M OF STRIP	WHITE	CARIBOU ZIG ZAG 1.0 HORIZONTAL	F
S24	12W/M 3000K LED	FLEXIBLE LED ROPE FLEX SCREW FIXED IN PLACE WITHIN THE JOINERY COFFER AS PER THE ARCHITECTURAL DETAIL PROVIDE THE STRIP WITH A REMOTE DEDICATED 240-24V POWER SUPPLY AND A DALI DIMMABLE INTERFACE UNIT PER GROUP NOT EXCEEDING 10M OF STRIP	WHITE	CARIBOU ZIG ZAG 1.0 HORIZONTAL	F
S25	12W/M 3000K LED	5 HORIZONTAL LED STRIPS WITHIN CONCEALED ALUMINIUM EXTRUSIONS SCREW FIXED IN PLACE WITHIN THE JOINERY AS PER THE ARCHITECTURAL DETAIL PROVIDE THE STRIPS WITH A COMMON REMOTE DEDICATED 240-12V POWER SUPPLY AND A DALI DIMMABLE INTERFACE UNIT PER 20M OF STRIP	NATURAL	CARIBOU RAZOR 3	F
S26	12W/M 3000K LED	FLEXIBLE LED ROPE FLEX SCREW FIXED IN PLACE WITHIN THE COUNTER PELMET AS PER THE ARCHITECTURAL DETAIL PROVIDE THE STRIP WITH A REMOTE DEDICATED 240-24V POWER SUPPLY AND A DALI DIMMABLE INTERFACE UNIT PER GROUP NOT EXCEEDING 10M OF STRIP	WHITE	CARIBOU ZIG ZAG 1.0 HORIZONTAL	F
S27	12W/M 3000K LED	FLEXIBLE LED ROPE FLEX SCREW FIXED IN PLACE UNDER THE SEAT AS PER THE ARCHITECTURAL DETAIL PROVIDE THE STRIP WITH A REMOTE DEDICATED 240-24V POWER SUPPLY AND A DALI DIMMABLE INTERFACE UNIT PER GROUP NOT EXCEEDING 10M OF STRIP	WHITE	CARIBOU ZIG ZAG 1.0 HORIZONTAL	F
S28	3000K LED	5 HORIZONTAL LED STRIPS WITHIN CONCEALED ALUMINIUM EXTRUSIONS SCREW FIXED IN PLACE WITHIN THE JOINERY AS PER THE ARCHITECTURAL DETAIL PROVIDE THE STRIPS WITH A COMMON REMOTE DEDICATED 240-12V POWER SUPPLY AND A DALI DIMMABLE INTERFACE UNIT PER 20M OF STRIP	NATURAL	CARIBOU RAZOR 3	F



ELECTRICAL DESIGN GROUP

ELECTRICAL BUILDING SERVICES CONSULTANTS

P.O. Box 15, SHERWOOD Q. 4075

Phone: (07) 3278 4375 Fax: (07) 3716 0222

Web Site: www.edg.net.au Email: brisbane@edg.net.au

C2499a - THE BROOK HOTEL, MITCHELTON


C2499a-0002(N).xls

ELECTRICAL EQUIPMENT SCHEDULE

REVISION N - 21 JULY 2023

THE LIGHT FITTING SUPPLIER CONTACT DETAILS MAY BE AVAILABLE ON THE EDG WEBSITE VIA THE FOLLOWING LINK
www.edg.net.au/Links/Lighting.htm

TYPE	LAMPS	DESCRIPTION	COLOUR / ACCESSORY	CATALOGUE No	REV
S29	12W/M 3000K LED	FLEXIBLE LED ROPE FLEX SCREW FIXED IN PLACE UNDER THE SEAT AS PER THE ARCHITECTURAL DETAIL PROVIDE THE STRIP WITH A REMOTE DEDICATED 240-24V POWER SUPPLY AND A DALI DIMMABLE INTERFACE UNIT PER GROUP NOT EXCEEDING 10M OF STRIP	WHITE	CARIBOU ZIG ZAG 1.0 HORIZONTAL	F
S30	12W/M 3000K LED	FLEXIBLE LED ROPE FLEX SCREW FIXED IN PLACE WITHIN THE JOINERY COFFER AS PER THE ARCHITECTURAL DETAIL PROVIDE THE STRIP WITH A REMOTE DEDICATED 240-24V POWER SUPPLY AND A DALI DIMMABLE INTERFACE UNIT PER GROUP NOT EXCEEDING 10M OF STRIP	WHITE	CARIBOU ZIG ZAG 1.0 HORIZONTAL	F
S31	NO LONGER REQUIRED				F
S32	12W/M 3000K LED	FLEXIBLE LED ROPE FLEX SCREW FIXED IN PLACE RECESSED WITHIN THE JOINERY COFFER AS PER THE ARCHITECTURAL DETAIL PROVIDE THE STRIP WITH A REMOTE DEDICATED 240-24V POWER SUPPLY AND A DALI DIMMABLE INTERFACE UNIT PER GROUP NOT EXCEEDING 10M OF STRIP	WHITE	CARIBOU ZIG ZAG 1.0 HORIZONTAL	F
S33	3000K LED	HORIZONTAL LED STRIP WITHIN CONCEALED ALUMINIUM EXTRUSION SCREW FIXED IN PLACE WITHIN THE ENSUITE JOINERY AS PER THE ARCHITECTURAL DETAIL	NATURAL	CARIBOU RAZOR 3	F
S34	3000K LED	HORIZONTAL LED STRIP WITHIN CONCEALED ALUMINIUM EXTRUSION SCREW FIXED IN PLACE UNDER THE OVERHEAD CUPBOARD JOINERY AS PER THE ARCHITECTURAL DETAIL	NATURAL	CARIBOU RAZOR 3	F
S35	12W/M 3000K LED	FLEXIBLE LED ROPE FLEX SCREW FIXED IN PLACE RECESSED WITHIN THE JOINERY COFFER AS PER THE ARCHITECTURAL DETAIL PROVIDE THE STRIP WITH A REMOTE DEDICATED 240-24V POWER SUPPLY AND A DALI DIMMABLE INTERFACE UNIT PER GROUP NOT EXCEEDING 10M OF STRIP	WHITE	CARIBOU ZIG ZAG 1.0 HORIZONTAL	F
S36	12W/M 3000K LED	FLEXIBLE LED ROPE FLEX SCREW FIXED IN PLACE RECESSED WITHIN THE MIRROR REBATE AS PER THE ARCHITECTURAL DETAIL PROVIDE THE STRIP WITH A REMOTE DEDICATED 240-24V POWER SUPPLY	WHITE	CARIBOU ZIG ZAG 1.0 HORIZONTAL	F



ELECTRICAL DESIGN GROUP

ELECTRICAL BUILDING SERVICES CONSULTANTS

P.O. Box 15, SHERWOOD Q. 4075

Phone: (07) 3278 4375 Fax: (07) 3716 0222

Web Site: www.edg.net.au Email: brisbane@edg.net.au


C2499a - THE BROOK HOTEL, MITCHELTON

C2499a-0002(N).xls

ELECTRICAL EQUIPMENT SCHEDULE

REVISION N - 21 JULY 2023

THE LIGHT FITTING SUPPLIER CONTACT DETAILS MAY BE AVAILABLE ON THE EDG WEBSITE VIA THE FOLLOWING LINK www.edg.net.au/Links/Lighting.htm					
TYPE	LAMPS	DESCRIPTION	COLOUR / ACCESSORY	CATALOGUE No	REV
E1	LED	EMERGENCY LIGHT: RECESSED NON-MAINTAINED EMERGENCY LIGHT. AS2293 CLASSIFICATION C0-D40 - C90-D40.	WHITE	CLEVERTRONICS LLIFE	A
E2	LED	EMERGENCY LIGHT: SURFACE MOUNTED NON-MAINTAINED EMERGENCY LIGHT. AS2293 CLASSIFICATION C0-D40 - C90-D40.	BLACK	CLEVERTRONICS LLIFE-SM	A
E3	LED	EXIT LIGHT: MAINTAINED 24M VIEWING DISTANCE EXIT LIGHT C/W DIFFUSERS & DIRECTIONAL ARROWS AS SHOWN. CEILING OR WALL MOUNT BETWEEN 2100mm & 2700mm AFFL IF THERE IS NO VERTICAL SURFACE TO MOUNT THE FITTING ON WITHIN THIS RANGE CONFIRM THE MOUNTING HEIGHT WITH THE ENGINEER. AS2293 CLASSIFICATION C0-E2 - C90-E3.2.	WHITE	CLEVERTRONICS LCFLED-LI	A
E4	LED	EXIT LIGHT: MAINTAINED 24M VIEWING DISTANCE EXIT LIGHT C/W DIFFUSERS & DIRECTIONAL ARROWS AS SHOWN. CEILING RECESSED. AS2293 CLASSIFICATION C0-D8 - C90-E3.2.	WHITE	CLEVERTRONICS LUBPRO	A
E5	LED	EXIT LIGHT: MAINTAINED 24M VIEWING DISTANCE EXIT LIGHT C/W DIFFUSERS & DIRECTIONAL ARROWS AS SHOWN. CEILING SURFACE MOUNT OR WALL MOUNT BETWEEN 2100mm & 2700mm AFFL IF THERE IS NO VERTICAL SURFACE TO MOUNT THE FITTING ON WITHIN THIS RANGE CONFIRM THE MOUNTING HEIGHT WITH THE ENGINEER. AS2293 CLASSIFICATION C0-D8 - C90-E3.2.	WHITE	CLEVERTRONICS LUBPRO-SM	A
EMERGENCY PACK		LIGHT FITTINGS THAT ARE DESIGNATED AS BEING PROVIDED WITH AN EMERGENCY PACK ARE TO BE PROVIDED WITH AN INTEGRAL AS2293 EMERGENCY PACK. THE FITTINGS ARE TO BE NON MAINTAINED WITH ALL LAMPS SWITCHED AS PER THE LIGHTING CONTROL FOR THAT SPACE UNLESS NOTED OTHERWISE. REFER TO THE SPECIFICATION FOR FURTHER DETAILS OF THE CONFIGURATION AND SWITCHING OF EMERGENCY LIGHTS.			A
PROXIMITY DETECTOR SWITCH (PD)		ADJUSTABLE FLUSH RECESSED 360 DEGREE TRIPLE PYRO PIR PRESENCE DETECTOR TO OPERATE THE ASSOCIATED LIGHTS FOR A PRE-SET AMOUNT OF TIME. ADJUST THE TIME AND SENSITIVITY ON SITE AS DIRECTED BY THE ENGINEER.	WHITE	CLIPSAL. SELECTION BY THE CONTRACTOR. SUBMIT DETAILS OF THE PROXIMITY DETECTOR SWITCH FOR APPROVAL PRIOR TO ORDERING	A
DYNALITE MOVEMENT SWITCH (MS)		RECESSED MULTI FUNCTION SENSOR CONNECTED TO THE LOCAL DYNET CONTROL BUS.	WHITE	PHILIPS DYNALITE DUS360CR	B
DYNALITE MOVEMENT SWITCH SURFACE MOUNT. (MS) (SM)		SURFACE MOUNTED MULTI FUNCTION SENSOR CONNECTED TO THE LOCAL DYNET CONTROL BUS.	WHITE	PHILIPS DYNALITE DUS360CS	B



ELECTRICAL DESIGN GROUP

ELECTRICAL BUILDING SERVICES CONSULTANTS

P.O. Box 15, SHERWOOD Q. 4075

Phone: (07) 3278 4375 Fax: (07) 3716 0222

Web Site: www.edg.net.au Email: brisbane@edg.net.au


C2499a - THE BROOK HOTEL, MITCHELTON

C2499a-0002(N).xls

ELECTRICAL EQUIPMENT SCHEDULE

REVISION N - 21 JULY 2023

THE LIGHT FITTING SUPPLIER CONTACT DETAILS MAY BE AVAILABLE ON THE EDG WEBSITE VIA THE FOLLOWING LINK www.edg.net.au/Links/Lighting.htm					
TYPE	LAMPS	DESCRIPTION	COLOUR / ACCESSORY	CATALOGUE No	REV
FIRE INDICATOR PANEL (FIP)		AS 1670 COMPLAINT FIRE INDICATOR PANEL			A
FIRE MANUAL CALL POINT		AS1670 MANUAL CALL POINT			B
FIRE EVACUATION SPEAKER		RECESSED 5W TWO-TONE 8-INCH CONE ALERT AND EVACUATION SPEAKER TO AS1670.1 C/W 100V MULTI-TAP TRANSFORMER AND FLUSH GRILLE PAINTED OUT TO MATCH THE CEILING. (SM) DENOTES TO BE SURFACE MOUNT			B
FIRE EVACUATION HORN		SURFACE MOUNTED TWO-TONE 30W ALERT AND EVACUATION HORN SPEAKER TO AS1670.1 C/W 100V MULTI-TAP TRANSFORMER. MOUNT AT HIGH LEVEL.			A
SMOKE DETECTOR		SURFACE MOUNTED SMOKE DETECTOR TO AS1670. BK INDICATES THE DETECTOR IS TO BE PROVIDED AS BLACK.			B
THERMAL DETECTOR		SURFACE MOUNTED THERMAL DETECTOR TO AS1670. BK INDICATES THE DETECTOR IS TO BE PROVIDED AS BLACK TYPE AS NOTED			B
THERMAL DETECTOR IN DUCT		DUCT PROBE THERMAL DETECTOR TO AS1670.			B
VISUAL ALARM		FIRE ALARM STROBE LIGHT AS PER AS1670.1			A
FIRE ALARM SYSTEM DOOR INTERFACE		INTERFACE THE FIRE ALARM SYSTEM TO THE DOOR CONTROL SYSTEM SUCH THAT THE DOOR IS UNLOCKED VIA A FAIL SAFE SIGNAL UPON ALARM.			A
DAN MURPHY CABINET LEDS TYPE X (LEDx)		PROVIDE THE CABINET LEDS WITHIN DAN MURPHY STORE AS DETAILED ON DRAWINGS C2499a-E31 AND C2499a-E32.			B
CEILING FAN TYPE 1 (F01)		EXTERNAL CEILING FAN. CONFIRM THE SUSPENSION HEIGHT OF THE FANS WITH THE ARCHITECT ON SITE. PROVIDE DETAILS OF THE SUSPENSION FOR APPROVAL.	BLACK	BIG ASS FAN HAIKU LUXE SERIES OUTDOOR 60 INCH	A
HEATER TYPE 1 (HL01)		CEILING MOUNTED ADJUSTABLE 2300W HEATER C/W CUSTOM SUPPORT / SUSPENSIONS AS REQUIRED	DESIGNER COLOUR ANTIQUE COPPER	HATCO DL-R-R-700 PLUS 100W IR LAMP	M
HEATER TYPE 2 (HL02)		ADJUSTABLE HEAT LAMP C/W CUSTOM SUPPORT / SUSPENSIONS AS REQUIRED 900 W 900 LONG LINEAR HEAT LAMP MOUNTED UNDER THE LOWER SERVERY SHELF AS PER THE ARCHITECTURAL DETAIL ALL CABLING IS TO BE CONCEALED	SILVER	ROBAND HQ900E	L



ELECTRICAL DESIGN GROUP

ELECTRICAL BUILDING SERVICES CONSULTANTS

P.O. Box 15, SHERWOOD Q. 4075

Phone: (07) 3278 4375 Fax: (07) 3716 0222

Web Site: www.edg.net.au Email: brisbane@edg.net.au

C2499a - THE BROOK HOTEL, MITCHELTON

C2499a-0002(N).xls

ELECTRICAL EQUIPMENT SCHEDULE

REVISION N - 21 JULY 2023

THE LIGHT FITTING SUPPLIER CONTACT DETAILS MAY BE AVAILABLE ON THE EDG WEBSITE VIA THE FOLLOWING LINK www.edg.net.au/Links/Lighting.htm					
TYPE	LAMPS	DESCRIPTION	COLOUR / ACCESSORY	CATALOGUE No	REV
OUTDOOR HEATER TYPE 1 (HR01)		CEILING MOUNTED ADJUSTABLE 2300W HEATER C/W CUSTOM SUPPORT / SUSPENSIONS AS REQUIRED	WHITE	BROMIC PLATINUM SMART HEAT ELECTRIC 11 2620240	A
OUTDOOR HEATER TYPE 2 (HR02)		CEILING MOUNTED PENDANT HEATER WITH THE SUSPENSION DROP LENGTH CONFIRMED ON SITE BY THE ARCHITECT	BLACK	BROMIC ECLIPSE	M
ONE-WAY LIGHT SWITCH (IC)		ONE-WAY LIGHT SWITCH C/W CIRCUIT IDENTIFICATION ON THE FACEPLATE BEHIND THE SURROUND MOUNTED AT 1000mm AFFL UNLESS NOTED OTHERWISE.	WHITE	CLIPSAL ICONIC	B
LIGHT SWITCH (ZR)		SWITCH C/W CIRCUIT IDENTIFICATION ON THE FACEPLATE BEHIND THE SURROUND MOUNTED AS PER THE ARCHITECTURAL ELEVATION	BLACK	ZETR 13 SERIES	B
TWO-WAY LIGHT SWITCH		TWO -WAY LIGHT SWITCH C/W CIRCUIT IDENTIFICATION ON THE FACEPLATE BEHIND THE SURROUND MOUNTED AT 1000mm AFFL UNLESS NOTED OTHERWISE.	WHITE	CLIPSAL C2000 SERIES 30USM	A
KEY CARD SWITCH (KS)		WALL MOUNTED KEY CARD SWITCH MOUNTED AT 1000mm AFFL UNLESS NOTED OTHERWISE. CONFIGURE THE SWITCH TO CONTROL ALL OF THE SUIT LIGHTS VA A CONTACTOR MOUNTED IN AN ACCESSIBLE POSITION IN THE SUITS CEILING SPACE. PROVIDE A VOLT FREE SIGNAL TO THE SUITS AC FAN COIL UNIT TO BE DISABLED WHEN THE KEY CARD SWITCH IS NOT ACTIVATED.	WHITE	HAGER WBHC2	B
LIGHTING CONTROL SWITCH PANEL (SPx)		6-BUTTON PROGRAMMABLE SWITCH PANEL C/W CENTRAL LCD DISPLAY MOUNTED AT 1000mm AFFL UNLESS NOTED OTHERWISE.	ALUMINIUM	DYNALITE ANTUMBRA DISPLAY	A
HAND DRYER CONNECTION (HD)		20A ISOLATING SWITCH WALL MOUNTED AT 2400mm AFFL AND CONNECTED TO THE HAND DRYER UNIT AS PER DETAIL.		CLIPSAL C2000 SERIES 30USM	A
SINGLE POWER OUTLET		SINGLE POWER OUTLET C/W CIRCUIT IDENTIFICATION ON THE FACEPLATE BEHIND THE SURROUND MOUNT AT 300mm AFFL U.N.O. RATING 10A U.N.O.	WHITE UNLESS NOTED AS BLACK (BK)	CLIPSAL C2000 SERIES	A
SINGLE POWER OUTLET FOR RANGEHOOD (RH)		SINGLE POWER OUTLET C/W CIRCUIT IDENTIFICATION ON THE FACEPLATE BEHIND THE SURROUND MOUNTED WITHIN THE OVERHEAD CUPBOARD AS PER THE ARCHITECTURAL JOINERY ELEVATION. RATING 10A U.N.O.	WHITE	CLIPSAL C2000 SERIES	B
SINGLE POWER OUTLET FOR AUTO DOOR (AD)		SINGLE POWER OUTLET C/W CIRCUIT IDENTIFICATION ON THE FACEPLATE BEHIND THE SURROUND MOUNTED WITHIN THE AUTO DOOR MULLION. RATING 10A U.N.O.	WHITE	CLIPSAL C2000 SERIES	B



ELECTRICAL DESIGN GROUP

ELECTRICAL BUILDING SERVICES CONSULTANTS

P.O. Box 15, SHERWOOD Q. 4075

Phone: (07) 3278 4375 Fax: (07) 3716 0222

Web Site: www.edg.net.au Email: brisbane@edg.net.au


C2499a - THE BROOK HOTEL, MITCHELTON

C2499a-0002(N).xls

ELECTRICAL EQUIPMENT SCHEDULE

REVISION N - 21 JULY 2023

THE LIGHT FITTING SUPPLIER CONTACT DETAILS MAY BE AVAILABLE ON THE EDG WEBSITE VIA THE FOLLOWING LINK www.edg.net.au/Links/Lighting.htm					
TYPE	LAMPS	DESCRIPTION	COLOUR / ACCESSORY	CATALOGUE No	REV
DOUBLE POWER OUTLET		DOUBLE POWER OUTLET C/W CIRCUIT IDENTIFICATION ON THE FACEPLATE BEHIND THE SURROUND MOUNT AT 300mm AFFL U.N.O. RATING 10A U.N.O.	WHITE UNLESS NOTED AS BLACK (BK)	CLIPSAL C2000 SERIES	A
DOUBLE POWER OUTLET (IC)		DOUBLE POWER OUTLET C/W CIRCUIT IDENTIFICATION ON THE FACEPLATE BEHIND THE SURROUND MOUNT AT 300mm AFFL U.N.O. RATING 10A U.N.O.	WHITE	CLIPSAL ICONIC	B
DOUBLE POWER OUTLET (USB)		DOUBLE POWER OUTLET C/W USB CHARGER AND CIRCUIT IDENTIFICATION ON THE FACEPLATE BEHIND THE SURROUND MOUNT AT 300mm AFFL U.N.O. RATING 10A U.N.O.	WHITE UNLESS NOTED AS BLACK (BK)	CLIPSAL 2000 SERIES + 30USBCM MECH	B
DOUBLE POWER OUTLET (USB) (IC)		DOUBLE POWER OUTLET C/W USB CHARGER AND CIRCUIT IDENTIFICATION ON THE FACEPLATE BEHIND THE SURROUND MOUNT AT 300mm AFFL U.N.O. RATING 10A U.N.O.	WHITE	CLIPSAL ICONIC	B
DOUBLE POWER OUTLET (USB) (ZR)		DOUBLE POWER OUTLET C/W USB CHARGER AND CIRCUIT IDENTIFICATION ON THE FACEPLATE BEHIND THE SURROUND MOUNT AT 300mm AFFL U.N.O. RATING 10A U.N.O.	BLACK	ZETR 13 SERIES	B
WEATHERPROOF POWER OUTLET (WP)		IP54 WEATHERPROOF SINGLE / DOUBLE POWER OUTLET AS NOTED ON DRAWING C/W COVER FLAP OVER SOCKET. MOUNT AT MINIMUM 1100mm AFFL U.N.O. RATING 10A U.N.O.	-	CLIPSAL WSCF227F	A
20A WEATHERPROOF POWER OUTLET (WP 20A)		IP66 WEATHERPROOF 20A SINGLE POWER OUTLET. MOUNT AT MINIMUM 1100mm AFFL U.N.O. RATING 20A U.N.O.	-	CLIPSAL WSF226/20	A
SPECIAL PURPOSE OUTLET		SPECIAL PURPOSE OUTLET TYPE AS NOTED. MOUNT AT 1350mm AFFL U.N.O. RATING 20A U.N.O. CONNECT TO EQUIPMENT VIA FLEXIBLE CONDUIT.			A
LED SIGNAGE POWER OUTLET (S-LED)		SINGLE POWER OUTLET C/W CIRCUIT IDENTIFICATION ON THE FACEPLATE BEHIND THE SURROUND LOCATED IN THE CEILING SPACE IF THERE IS A SUSPENDED CEILING OR ON THE CEILING IF NO SUSPENDED CEILING FOR THE LED SIGN MOUNT AT 300mm AFFL U.N.O. RATING 10A U.N.O.	BLACK	CLIPSAL C2000 SERIES	A
GAS HEATER SINGLE-PHASE ISOLATOR (GH)		SINGLE-PHASE WEATHERPROOF ISOLATOR. MOUNT ON THE STRUCTURE BEHIND THE GAS HEATER. PROVIDE CABLE ACCESS TO THE ISOLATOR ALONG THE STRUCTURE AS PER THE ARCHITECTURAL DETAILS. CONNECT TO GAS HEATER VIA FLEXIBLE CONDUIT.	-	CLIPSAL WHA20	J
SINGLE-PHASE ISOLATOR		SINGLE-PHASE WEATHERPROOF ISOLATOR. MOUNT AT 1350mm AFFL U.N.O. RATING 20A U.N.O. CONNECT TO EQUIPMENT VIA FLEXIBLE CONDUIT.	-	CLIPSAL WHT20	A



ELECTRICAL DESIGN GROUP

ELECTRICAL BUILDING SERVICES CONSULTANTS

P.O. Box 15, SHERWOOD Q. 4075

Phone: (07) 3278 4375 Fax: (07) 3716 0222

Web Site: www.edg.net.au Email: brisbane@edg.net.au


C2499a - THE BROOK HOTEL, MITCHELTON

C2499a-0002(N).xls

ELECTRICAL EQUIPMENT SCHEDULE

REVISION N - 21 JULY 2023

THE LIGHT FITTING SUPPLIER CONTACT DETAILS MAY BE AVAILABLE ON THE EDG WEBSITE VIA THE FOLLOWING LINK www.edg.net.au/Links/Lighting.htm					
TYPE	LAMPS	DESCRIPTION	COLOUR / ACCESSORY	CATALOGUE No	REV
THREE-PHASE ISOLATOR		THREE-PHASE WEATHERPROOF ISOLATOR. MOUNT AT 1350mm AFFL U.N.O. RATING 20A U.N.O. CONNECT TO EQUIPMENT VIA FLEXIBLE CONDUIT.	-	CLIPSAL WHT35	A
FLOOR BOX 1 (FB1)		FLUSH RECESSED FLOOR BOX C/W INLAY LID TWO DOUBLE GPOS AND TWO BLANK FACEPLATES. PROVIDE TWO 32 DIA COMMUNICATIONS CONDUITS FROM THE BLANK FACE PLATE SIDE CONCEALED TO THE LOCAL COMMUNICATIONS RACK C/W DRAW WIRES.	GREY	ECD FB4P	B
SERVICES BOLLARD 1 (SB1)		SERVICES BOLLARD C/W CONCRETE FOOTING AND A CLIPSAL 56 SERIES 40 AMP 3 PHASE OUTLET AND TWO CLIPSAL 56 SERIES 20 AMP 1 PHASE OUTLETS. LOCATE THE OUTLETS IN THE UPPER SECTION. WATER SERVICES WILL BE PROVIDED IN THE LOWER SECTION.	BLACK	LAPS 300NB ELE302B SS4-W4 PLUS OUTLETS	B
DB-1		DISTRIBUTION BOARD DB-1 AS PER THE DB-1 SCHEDULE, POWER SCHEMATICS AND THE SPECIFICATION. PROVIDE A SHOP DRAWING OF DB-1 FOR APPROVAL.			A
DB-2		DISTRIBUTION BOARD DB-2 AS PER THE DB-2 SCHEDULE, POWER SCHEMATICS AND THE SPECIFICATION. PROVIDE A SHOP DRAWING OF DB-2 FOR APPROVAL.			A
DB-3		DISTRIBUTION BOARD DB-3 AS PER THE DB-3 SCHEDULE, POWER SCHEMATICS AND THE SPECIFICATION. PROVIDE A SHOP DRAWING OF DB-3 FOR APPROVAL.			A
MSB		MAIN SWITCHBOARD AS PER THE POWER SCHEMATIC AND THE SPECIFICATION. THE SWITCHGEAR DESIGN UTILISES CASCADING. PROVIDE A SHOP DRAWING OF THE MAIN SWITCHBOARD FOR APPROVAL.			A
MSSB-X		MECHANICAL SERVICES SWITCHBOARD PROVIDED BY THE MECHANICAL SUB CONTRACTOR. COORDINATE THE SUBMAIN CONNECTION WITH THE MECHANICAL SUB CONTRACTOR ON SITE.			B
REVENUE METER		QUEENSLAND ELECTRICITY METERING MANUAL COMPLIANT RETAIL METER INCLUDING ALL ASSOCIATED COMPONENTS INCLUDING THE METERS AND CTS ETC.			B
METER TYPE 1 (M1)		PRIVATE NCC BCA PART J8 COMPLIANT CENTRALLY MONITORED METER INCLUDING ALL ASSOCIATED COMPONENTS INCLUDING CTS AND THE MONITORING SYSTEM ETC TO BE PROVIDED AS PART OF THE ELECTRICAL SUB CONTRACT.			B
MULTI-FUNCTION METER (MFM)		PRIVATE DIGITAL MULTI FUNCTION LOGGING METER ENSURE THE METER RECORDS THE DEMAND			B
MSB TRENCH		PROVIDE A REINFORCED MASONRY INSITU PIT / TRENCH BELOW MSB FOR THE FULL LENGTH OF THE MSB AS PER THE MSB SECTION DETAIL. PROVIDE AS PART OF THE ELECTRICAL WORKS THE SWITCHBOARD AND LID SUPPORT SYSTEM AND THE TRENCH LIDS. PROVIDE THE TRENCH LIDS AND STRUCTURAL SUPPORT SYSTEM AS HOT DIPPED GALVANISED STEEL. PROVIDE THE TRENCH LIDS WITH LIFTING HOLES CHECKER PLATE R10 ANTI SLIP PATTERNING WITH EACH PART NO HEAVIER THAN 20 kg. FIX THE LIDS IN PLACE SUCH THAT A TOOL IS REQUIRED TO REMOVE THEM. PROVIDE THE TRENCH WITH AN AUTOMATIC SUMP PUMP TO DRAIN TO THE STORMWATER SYSTEM. PROVIDE CABLE SUPPORTS WITHIN THE TRENCH TO ENSURE THAT THERE ARE NO CABLES WITHIN 50MM OF THE TRENCH FLOOR.			A



ELECTRICAL DESIGN GROUP

ELECTRICAL BUILDING SERVICES CONSULTANTS

P.O. Box 15, SHERWOOD Q. 4075

Phone: (07) 3278 4375 Fax: (07) 3716 0222

Web Site: www.edg.net.au Email: brisbane@edg.net.au


C2499a - THE BROOK HOTEL, MITCHELTON

C2499a-0002(N).xls

ELECTRICAL EQUIPMENT SCHEDULE

REVISION N - 21 JULY 2023

THE LIGHT FITTING SUPPLIER CONTACT DETAILS MAY BE AVAILABLE ON THE EDG WEBSITE VIA THE FOLLOWING LINK www.edg.net.au/Links/Lighting.htm					
TYPE	LAMPS	DESCRIPTION	COLOUR / ACCESSORY	CATALOGUE No	REV
FIRE PUMP		FIRE PUMP CONTROL PANEL PROVIDED BY THE FIRE PUMP SUB CONTRACTOR. COORDINATE THE SUBMAIN CONNECTION WITH THE FIRE PUMP SUB CONTRACTOR ON SITE.			B
DB-REF		REFRIGERATION SWITCHBOARD PROVIDED BY THE REFRIGERATION SUB CONTRACTOR. COORDINATE THE SUBMAIN CONNECTION WITH THE REFRIGERATION SUB CONTRACTOR ON SITE.			B
DB-DM		DAN MURPHYS MAIN SWITCHBOARD REFER TO THE DAN MURPHY ELECTRICAL SERVICES SPECIFICATION AND THE DAN MURPHY SCHEMATIC ON DRAWING C2199a-E25.DWG			B
DM RISER		PROVIDE A VERTICAL CABLE LADDER FROM THE UNDERGROUND CONDUITS TO THE CEILING SPACE PROTECTED BY A REMOVABLE GALVANIZED HAT SECTION WITH NO INDIVIDUAL COMPONENT MORE THAN 1600 IN ANY DIMENSION OR 20KG.			B
TAVERN RISER		PROVIDE A VERTICAL CABLE LADDER FROM THE UNDERGROUND CONDUITS TO THE CEILING SPACE PROTECTED BY A REMOVABLE GALVANIZED HAT SECTION WITH NO INDIVIDUAL COMPONENT MORE THAN 1600 IN ANY DIMENSION OR 20KG.			B
HOTEL RISER		PROVIDE A VERTICAL CABLE LADDER FROM THE UNDERGROUND CONDUITS TO THE LEVEL 2 CEILING SPACE PROTECTED BY A REMOVABLE GALVANIZED HAT SECTION WITH NO INDIVIDUAL COMPONENT MORE THAN 1600 IN ANY DIMENSION OR 20KG.			B
NBN NETWORK TERMINATION DEVICE (NTD)		NBN NETWORK TERMINATION DEVICE WALL MOUNTED AS PER THE NBN REQUIREMENTS			B
NBN PREMISE CONNECTION DEVICE (PCD)		NBN PREMISE CONNECTION DEVICE WALL MOUNTED AS PER THE NBN REQUIREMENTS			B
PIT P1		900 X 900 CLEAR INTERNAL X 900 DEEP PLASTIC POWER PIT C/W A REINFORCED CONCRETE SURROUND AND A CLASS C STEEL LID WITH A SLIP RESISTANCE OF R10 SUBMIT DETAILS OF THE PIT, LID AND AN INSTALLATION SECTION FOR APPROVAL.			A
PIT P2		1200 X 1200 CLEAR INTERNAL X 1000 DEEP INSITU POWER PIT C/W A REINFORCED CONCRETE SURROUND AND A CLASS C STEEL LID WITH A SLIP RESISTANCE OF R10 SUBMIT DETAILS OF THE PIT, LID AND AN INSTALLATION SECTION FOR APPROVAL.			B
PIT P3		1200 X 1200 CLEAR INTERNAL X 1000 DEEP INSITU POWER PIT C/W A REINFORCED CONCRETE SURROUND AND A CLASS C STEEL LID WITH A SLIP RESISTANCE OF R10 SUBMIT DETAILS OF THE PIT, LID AND AN INSTALLATION SECTION FOR APPROVAL.			B
PIT P4		600 X 600 CLEAR INTERNAL X 900 DEEP PLASTIC POWER PIT C/W A REINFORCED CONCRETE SURROUND AND A CLASS B STEEL LID WITH A SLIP RESISTANCE OF R10 SUBMIT DETAILS OF THE PIT, LID AND AN INSTALLATION SECTION FOR APPROVAL.			A
PIT P5		600 X 600 CLEAR INTERNAL X 900 DEEP PLASTIC POWER PIT C/W A REINFORCED CONCRETE SURROUND AND A CLASS B STEEL LID WITH A SLIP RESISTANCE OF R10 SUBMIT DETAILS OF THE PIT, LID AND AN INSTALLATION SECTION FOR APPROVAL.			A
PIT P6		1200 X 1200 CLEAR INTERNAL X 1000 DEEP INSITU POWER PIT C/W A REINFORCED CONCRETE SURROUND AND A CLASS C STEEL LID WITH A SLIP RESISTANCE OF R10 SUBMIT DETAILS OF THE PIT, LID AND AN INSTALLATION SECTION FOR APPROVAL.			B



ELECTRICAL DESIGN GROUP

ELECTRICAL BUILDING SERVICES CONSULTANTS

P.O. Box 15, SHERWOOD Q. 4075

Phone: (07) 3278 4375 Fax: (07) 3716 0222

Web Site: www.edg.net.au Email: brisbane@edg.net.au


C2499a - THE BROOK HOTEL, MITCHELTON

C2499a-0002(N).xls

ELECTRICAL EQUIPMENT SCHEDULE

REVISION N - 21 JULY 2023

THE LIGHT FITTING SUPPLIER CONTACT DETAILS MAY BE AVAILABLE ON THE EDG WEBSITE VIA THE FOLLOWING LINK www.edg.net.au/Links/Lighting.htm					
TYPE	LAMPS	DESCRIPTION	COLOUR / ACCESSORY	CATALOGUE No	REV
PIT P7		600 X 600 CLEAR INTERNAL X 900 DEEP PLASTIC POWER PIT C/W A REINFORCED CONCRETE SURROUND AND A CLASS B STEEL LID WITH A SLIP RESISTANCE OF R10 SUBMIT DETAILS OF THE PIT, LID AND AN INSTALLATION SECTION FOR APPROVAL.			A
PIT P8		600 X 600 CLEAR INTERNAL X 900 DEEP PLASTIC POWER PIT C/W A REINFORCED CONCRETE SURROUND AND A CLASS B STEEL LID WITH A SLIP RESISTANCE OF R10 SUBMIT DETAILS OF THE PIT, LID AND AN INSTALLATION SECTION FOR APPROVAL.			B
PIT P9		600 X 600 CLEAR INTERNAL X 900 DEEP PLASTIC POWER PIT C/W A REINFORCED CONCRETE SURROUND AND A CLASS B STEEL LID WITH A SLIP RESISTANCE OF R10 SUBMIT DETAILS OF THE PIT, LID AND AN INSTALLATION SECTION FOR APPROVAL.			B
CONDUIT CA		3 X 100 DIA HD POWER CONDUITS CONNECTING PIT 1 TO THE ENERGEX SUBSTATION LV CUBICAL PROVIDE EACH CONDUIT WITH A SPARE DRAW WIRE			A
CONDUIT CB		4 X 125 DIA HD POWER CONDUITS CONNECTING PIT 1 TO PIT 3 PROVIDE EACH CONDUIT WITH A SPARE DRAW WIRE			C
CONDUIT CC		4 X 100 DIA HD POWER CONDUITS CONNECTING PIT2 TO THE TAVERN RISER PROVIDE EACH CONDUIT WITH A SPARE DRAW WIRE			A
CONDUIT CD		4 X 125 PLUS 8 X 100 DIA HD POWER CONDUITS CONNECTING THE MSB TRENCH TO PIT2 TO THE TAVERN RISER PROVIDE EACH CONDUIT WITH A SPARE DRAW WIRE THE 125 CONDUITS ARE TO BE USED FOR THE CONSUMERS MAINS			B
CONDUIT CE		PROVIDE 2 X 100 DIA POWER CONDUITS INTERCONNECTING THE PITS. PROVIDE EACH CONDUIT WITH A SPARE DRAW WIRE.			A
CONDUIT CF		PROVIDE 2 X 32 DIA POWER CONDUITS INTERCONNECTING THE PIT TO THE POLE AND THE POLE TO POLE AS INDICATED. PROVIDE EACH CONDUIT WITH A SPARE DRAW WIRE.			A
CONDUIT CG		6 X 100 DIA HD POWER CONDUITS CONNECTING PIT 6 TO DB-3 PROVIDE EACH CONDUIT WITH A SPARE DRAW WIRE ARRANGE THREE OF THE CONDUIT TO PASS BESIDE DB-3 TO PROVIDE CABLE ACCESS TO THE CEILING ABOVE.			B
CONDUIT CH		6 X 100 DIA HD POWER CONDUITS CONNECTING PIT 3 TO PIT 6 PROVIDE EACH CONDUIT WITH A SPARE DRAW WIRE			B
CONDUIT CJ		4 X 125 PLUS 8 X 100 DIA HD POWER CONDUITS CONNECTING PIT 3 TO PIT 2 PROVIDE EACH CONDUIT WITH A SPARE DRAW WIRE THE 125 CONDUITS ARE TO BE USED FOR THE CONSUMERS MAINS			C
CONDUIT CK		2 X 50 DIA HD POWER CONDUITS CONNECTING PIT 9 TO DB-3 PROVIDE EACH CONDUIT WITH A SPARE DRAW WIRE			B
CONDUIT CL		1 X 100 DIA HD POWER CONDUITS CONNECTING PIT L TO THE FIRE PUMP CONTROL PANEL3 PROVIDE THE CONDUIT WITH A SPARE DRAW WIRE			B
CONDUIT CM		2 X 100 DIA HD POWER CONDUITS CONNECTING THE MSB TRENCH TO THE DM RISER. THE CONDUITS ARE TO TUN UP 100MM ABOVE THE SLAB TO ACCESS THE RISER PROVIDE EACH CONDUIT WITH A SPARE DRAW WIRE			B



ELECTRICAL DESIGN GROUP

ELECTRICAL BUILDING SERVICES CONSULTANTS

P.O. Box 15, SHERWOOD Q. 4075

Phone: (07) 3278 4375 Fax: (07) 3716 0222

Web Site: www.edg.net.au Email: brisbane@edg.net.au

C2499a - THE BROOK HOTEL, MITCHELTON

C2499a-0002(N).xls

ELECTRICAL EQUIPMENT SCHEDULE

REVISION N - 21 JULY 2023

THE LIGHT FITTING SUPPLIER CONTACT DETAILS MAY BE AVAILABLE ON THE EDG WEBSITE VIA THE FOLLOWING LINK www.edg.net.au/Links/Lighting.htm					
TYPE	LAMPS	DESCRIPTION	COLOUR / ACCESSORY	CATALOGUE No	REV
CONDUIT CN		NBN LEAD IN CONDUIT FROM THE EXISTING TELSTRA PIT TO THE PCD			B
CONDUIT CP		NBN P23 CONDUIT P23mm NBN INTERNAL DIA RIGID WHITE CONDUIT C/W DRAW STRING FROM THE PCD TO THE NTD. MAXIMUM OF 3No. 300mm RADIUS 90 DEGREE BENDS. LABEL BOTH ENDS OF ALL CONDUITS AND DRAW STRINGS WITH THE NTD NUMBER.			B
CONDUIT CR		NBN P50 EXPRESS LEAD IN CONDUIT FROM THE EXISTING TELSTRA PIT TO THE TAVERN PCD			E